



Meldrum School
Suggested Snow Day Activities
P7R



Here are some suggested activities to do whilst you are at home during any snow days this session. You do not have to complete all of the activities each day. Can you think of any extra activities?

Suggested Activities

Activity 1: Create a calendar for 2016 and add any special dates.


You could download a free calendar from the internet and then add details to it.

Activity 2: Design and make a recycled bird feeder.

Make a bird feeder from the bottles you would throw away.





Stuff you need

Plastic drinks bottles, yoghurt pots or milk cartons (make sure they're clean), wire or string, bird seed, scissors.



Important notes This will require adult help with cutting

Steps

 <p>Cut a hole in the side large enough to allow a free flow of seeds, but in such a way that it won't all fall out on the ground in the slightest puff of wind, and won't get wet if it rains.</p>	 <p>Make a few small holes in the bottom of your feeder to allow any rainwater to drain away.</p>	 <p>Hang it with wire, or even strong string from a tree or your washing line.</p>	 <p>If your feeder starts to wear out or the food in it goes mouldy, recycle it and make another one! Remember to keep your feeders well stocked, especially in winter. Birds come to rely on them and will go hungry if you forget.</p>
--	--	---	---

Activity 3: Make a 2016 Time Capsule

Make a "time capsule" for the year ahead, and fill it, together, as the year goes on - with photos, ticket stubs, copies of certificates won, birthday cards, writing samples, and anything else with meaning to your family. At the end of the year store it away safely and make a new time capsule for the year ahead. You will have a memory-filled container for each year which you will all treasure in the future.

You will need:

A used large snack tub, Paint, PVA (white) glue, Decorations (sequins, ribbons, lace etc)

Instructions:

Rinse out your snack tub. When the tub is dry, paint it. Tip: Mix a small amount of glue into the paint to help preserve it.

When the paint is dry, paint the tub with a layer of PVA glue. Stick on your decorations. We used shiny

numbers to add the date and sequin stars to embellish.

Now you can either fill your tub with precious mementos from now (photos etc) or you can keep it open and add to it throughout the year (tickets, certificates etc) before putting it away safely to be opened in the future.

Activity 4: Create a poster to persuade someone to adopt a snow leopard.

Use the WWF website to get some information about why snow leopards should be protected

Word and Sentence bank

adopt a Snow Leopard	protect	beautiful animal	conflict	4,000	still living	wild	Thre
£3 donation	gift	WWF Magazine		give now	adoption certificate		save
can help	humans	40km	small monthly donation	habitat	Leap 15m	train and equip	anti-poaching patro
work with locals	monitor snow leopard movement		loss of prey	poachers	powerful	start breeding programmes	
reduce human and snow leopard conflict	powerful, captivating		incredibly athletic	They truly are one of nature's great wond			

Activity 5: In the Kitchen.

Work with an adult to bake or cook a winters meal and then write out the recipe to share with your classmates e.g. soup, stew, cookies, scones.

Some Useful Websites

<http://www.rspb.org.uk/discoverandenjoynature/families/children/makeanddo/activities/birdfeeder.aspx>

<http://www.activityvillage.co.uk/make-a-time-capsule>

<https://support.wwf.org.uk>

<https://www.gonoodle.com/categories>

<http://www.woodlandsjunior.kent.sch.uk/maths/>

<http://www.spellingcity.com/>

<http://www.metoffice.gov.uk>